



# **S.K.P.GOVERNMENT DEGREE COLLEGE**

**Guntakal, Ananthapuramu Dist, Andhra Pradesh**

**(Affiliated to Sri Krishnadevaraya University, Anantapur)**

## **2021-22**

### **STUDENTS FEED BACK :150 students**

**I.A.The feedback on the following parameters is collected from students for the academic year 2021-22 and analysed for necessary action.**

1. Overall, educational experience in SKP Govt. College
2. Quality of the teaching faculty
3. Mentorship Program is Available in the college
4. Access to teaching faculty
5. Overall Infrastructure of the institution
6. Class and laboratory facilities
7. Library facility
8. Parking facility
9. Toilets & Washroom
10. Common Rooms
11. Training & Placement
12. Sport and recreational facilities
13. Clubs and student organizations
14. Campus safety
15. Extracurricular activities
16. Canteen facility
17. Availably of Computers in the Campus
18. Wi-Fi Facility

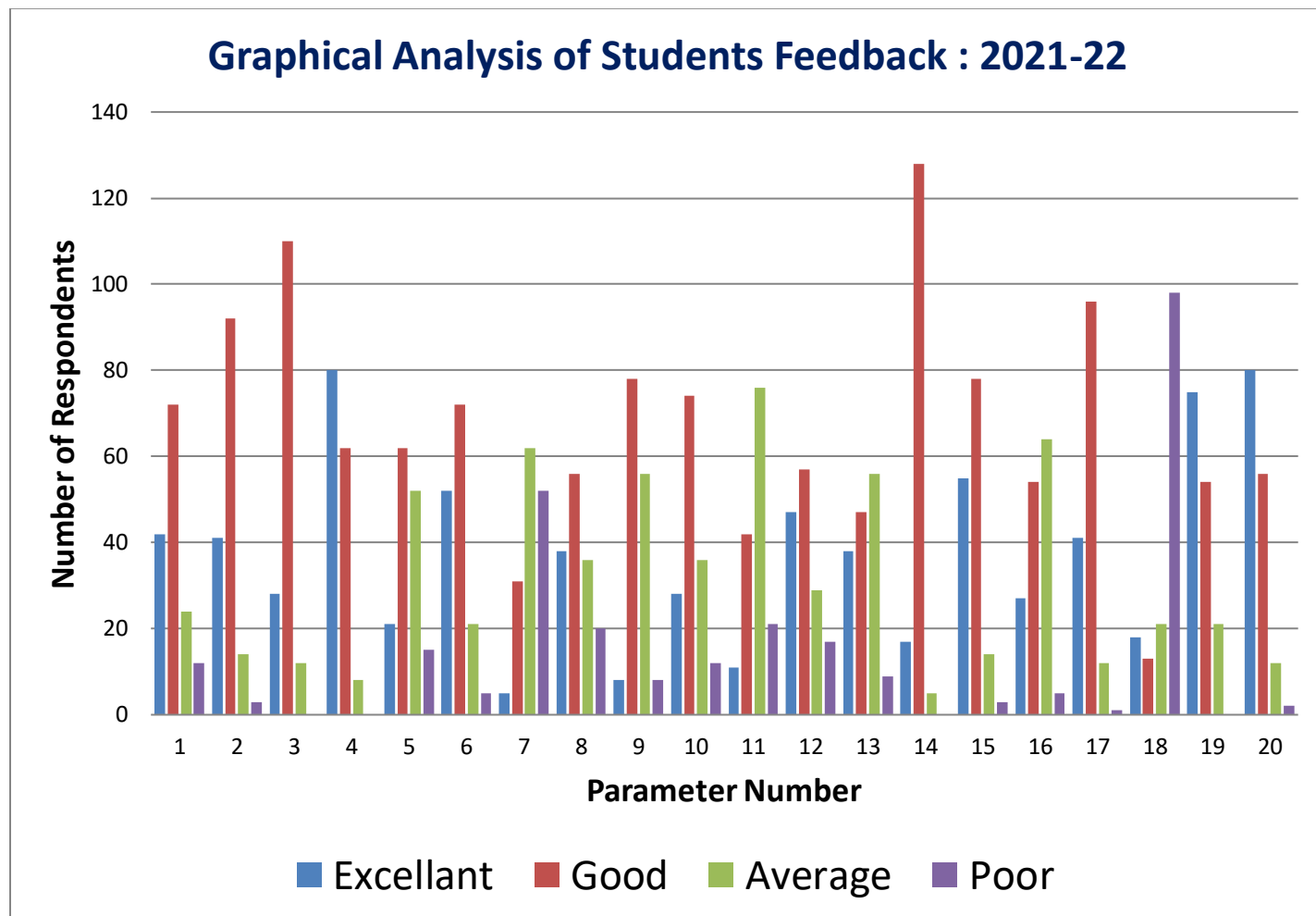
19. Drinking Water Facility

20. Usage of ICT Classrooms by teachers

### I.B. Responses are recorded and analysed

<i>Parameter under study</i>	<i>Excellent</i>		<i>Good</i>		<i>Average</i>		<i>Poor</i>	
	<i>No of respondents</i>	<i>%</i>	<i>No of respondents</i>	<i>%</i>	<i>No of respondents</i>	<i>%</i>	<i>No of respondents</i>	<i>%</i>
Overall, educational experience in SKP Govt. College	42	28	72	48	24	16	12	8
Quality of the teaching faculty	41	27	92	61	14	9	3	2
Mentorship Program	28	19	110	73	12	8	0	0
Access to teaching faculty is good	80	53	62	41	8	5	0	0
Overall Infrastructure of the institution	21	14	62	41	52	35	15	10
Class and laboratory facilities	52	35	72	48	21	14	5	3
Library facility	5	3	31	21	62	41	52	35
Parking facility	38	25	56	37	36	24	20	13
Toilets & Washrooms	8	5	78	52	56	37	8	5
Common Rooms	28	19	74	49	36	24	12	8
Training & Placement	11	7	42	28	76	51	21	14
Sport and recreational facilities	47	31	57	38	29	19	17	11
Clubs and student organizations	38	25	47	31	56	37	9	6
Campus safety	17	11	128	85	5	3	0	0
Extracurricular activities	55	37	78	52	14	9	3	2
Canteen facility	27	18	54	36	64	43	5	3
Availably of Computers in the Campus	41	27	96	64	12	8	1	1
Wi-Fi Facility	18	12	13	9	21	14	98	65
Drinking Water Facility	75	50	54	36	21	14	0	0
Usage of ICT Classrooms by teachers	80	53	56	37	12	8	2	1

## I.C. Graphical Analysis of Students Feedback



## **I.D. Analysis of Student Feedback responses**

The online feedback forms are prepared by IQAC in collaboration with JKC. The Student feedback is collected from 150 students and the responses are analyzed. The report is presented to Principal and Staff Council for necessary action and improvements in next academic year.

### **Feedback where more than 90% students expressed satisfaction :**

- ✓ Quality of the teaching faculty
- ✓ Mentorship Program
- ✓ Access to teaching faculty is good
- ✓ Common Rooms
- ✓ Toilets & Washrooms
- ✓ Campus safety
- ✓ Extracurricular activities
- ✓ Drinking Water Facility
- ✓ Usage of ICT Classrooms by teachers

### **Feedback where satisfaction levels are between 80-90%**

- ✓ Sport and recreational facilities
- ✓ Overall Infrastructure of the institution
- ✓ Class and laboratory facilities
- ✓ Canteen facility
- ✓ Availability of Computers in the Campus

### **Feedback where satisfaction levels are less than 70-80% :**

- ✓ Training & Placement
- ✓ Parking facility
- ✓ Library facility
- ✓ Wi-Fi Facility

### **SUGGESTIONS OF THE STUDENTS :**

- Training and placement activities to be improved
- Wi-fi not available in many areas of the college
- PG Entrance Coaching needed in the college
- Coaching to Civil Services, Group-1&2 , Defence and Police to be conducted in the college
- Quality of Canteen facilities to be improved
- Student Organisations to be allowed in the institution
- Number of computers availability to be increased
- Should not charge amount for parking
- ICT facilities and more journals to be available in Library

**II.A. The feedback on the following parameters is collected from Alumni for the academic year 2021-22 and analysed for necessary action.**

1. How do you rate the courses that you have learnt in the college in relation to your current job / occupation ?

Excellent	Very Good	Good	Average	Poor
-----------	-----------	------	---------	------

2. Infrastructure and Lab facilities :

Excellent	Very Good	Good	Average	Poor
-----------	-----------	------	---------	------

3. Faculty:

Excellent	Very Good	Good	Average	Poor
-----------	-----------	------	---------	------

4. Library:

Excellent	Very Good	Good	Average	Poor
-----------	-----------	------	---------	------

5. Office Staff:

Excellent	Very Good	Good	Average	Poor
-----------	-----------	------	---------	------

6. Educational Resources:

Excellent	Very Good	Good	Average	Poor
-----------	-----------	------	---------	------

7. Overall Rating of the College :

Excellent	Very Good	Good	Average	Poor
-----------	-----------	------	---------	------

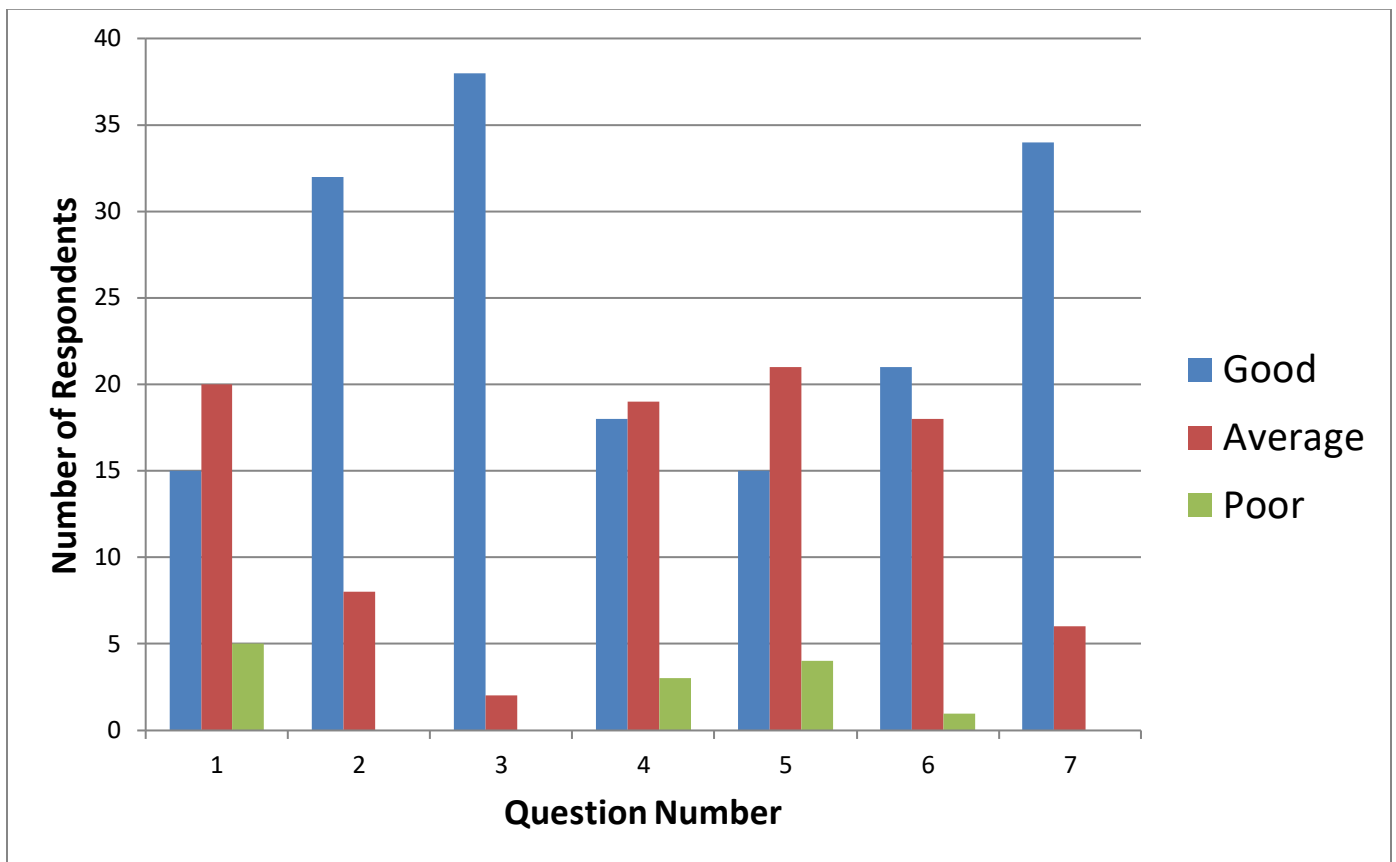
8. Do you have any grievances with the college

9. Any other suggestions / comments

## II.B. Responses are recorded and analysed

Q.No	Feedback Question	Good	Average	Poor
1	How do you rate the courses that you have learnt in the college in relation to your current job / occupation ?	15	20	5
2	Infrastructure and Lab facilities	32	8	0
3	Faculty	38	2	0
4	Library	18	19	3
5	Office Staff	15	21	4
6	Educational Resources:	21	18	1
7	Overall Rating of the College :	34	6	0

## II.C. Graphical Analysis of Alumni Feedback



## **II.D. Analysis of Alumni Feed back**

The online feedback forms are prepared by IQAC and with the help of Alumni Committee , the online forms are distributed to Alumni in Alumni meetings and feed back is collected and analyzed . The Alumni feed back is collected from 20 Alumnus as sample survey and the responses are analyzed. The report is presented to Principal and Staff Council for necessary action .

### **Feedback where satisfaction levels are more than 90%**

- ✓ Overall Rating of the College :
- ✓ Faculty
- ✓ Infrastructure and Lab Facilities

### **Feedback where satisfaction levels are between 70-80%**

- ✓ Office Staff
- ✓ Educational Resources:

### **Feedback where satisfaction levels are less than 70%**

- ✓ How do you rate the courses that you have learnt in the college in relation to your current job / occupation ?
- ✓ Library

### **SUGGESTIONS OF THE ALUMNI**

- Introduction of market based courses/Field based courses
- Improvement in ICT usage by staff and students
- Computer training to Non computers Students
- New Library books and journals to be made available

**III.A. The feedback on the following parameters is collected from Teachers for the academic year 2021-22 and analysed for necessary action.**

1. Current syllabus is need based

Agree

Neutral

Disagree

2. Curriculum having current content

Agree

Neutral

Disagree

3. Programmes outcomes of the syllabi is well defined

Agree

Neutral

Disagree

4. Curriculum having good academic flexibility

Agree

Neutral

Disagree

5. It is comfortable to adopt new pedagogical teaching techniques in the stipulated time period as planned for curriculum transaction.

Agree

Neutral

Disagree

6. The College facilitates ICT based teaching

Agree

Neutral

Disagree

7. Internal Assessment is beneficial and enhances learning levels of students

Agree

Neutral

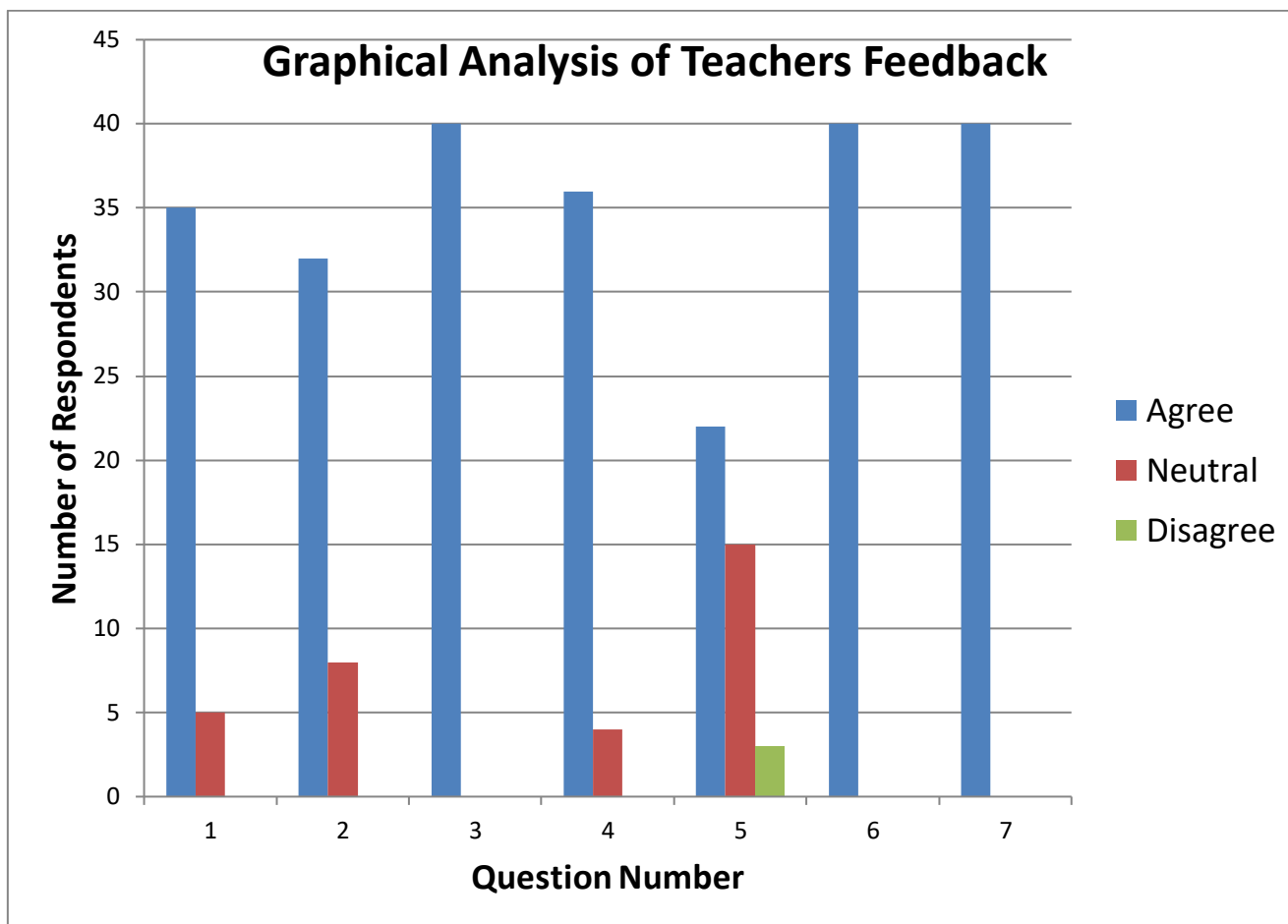
Disagree

Any suggestions (inclusions or replacements in the content of course/(s) to enhance Student's competencies. Suggestions ought to be course specific)

### III.B. Responses are recorded and analysed

S.N	Feedback Question	Agree	Neutral	Disagree
1	Current syllabus is need based	35	5	0
2	Curriculum having current content	32	8	0
3	Programmes outcomes of the syllabi is well defined	40	0	0
4	Curriculum having good academic flexibility	36	4	0
5	It is comfortable to adopt new pedagogical teaching techniques in the stipulated time period as planned for curriculum transaction.	22	15	3
6	The College facilitates ICT based teaching	40	0	0
7	Internal Assessment is beneficial and enhances learning levels of students	40	0	0

### III.C. Graphical Analysis of Teachers Feedback



### **III.D. Analysis of Teachers Feed back**

The online feedback forms are prepared by IQAC and presented in college website to Staff and feedback is collected and analyzed . The Teachers feedback is collected from 42 Staff members as sample survey and the responses are analyzed. The report is presented to Principal for necessary action .

Except in three aspects of the feedback , teachers expressed satisfaction or consent to the present system to the extent of almost 90% -100% . The issues in which teachers had varied opinions are as follows:

- ✓ It is comfortable to adopt new pedagogical teaching techniques in the stipulated time period as planned for curriculum transaction:  
5% of teachers expressed difficulty to new changing CBCS syllabus and pedagogical methods.

#### **TEACHERS SUGGESTION :**

- MS Office Training to teaching and Non teaching Staff to acclimatise them in ICT skills

**IV.A. The feedback on the following parameters is collected from Employers for the academic year 2021-22 and analysed for necessary action.**

1. Subject Knowledge

Excellent	Very Good	Good	Average	Poor
-----------	-----------	------	---------	------

2. Personality Test/Interview :

Excellent	Very Good	Good	Average	Poor
-----------	-----------	------	---------	------

3. Aptitude of the Student:

Excellent	Very Good	Good	Average	Poor
-----------	-----------	------	---------	------

4. Performance in Group Discussion:

Excellent	Very Good	Good	Average	Poor
-----------	-----------	------	---------	------

5. Communication Skills:

Excellent	Very Good	Good	Average	Poor
-----------	-----------	------	---------	------

6. Technical Skills ( MS office etc ):

Excellent	Very Good	Good	Average	Poor
-----------	-----------	------	---------	------

7. Leadership skills and Motivational Levels:

Excellent	Very Good	Good	Average	Poor
-----------	-----------	------	---------	------

8. Confidence Levels:

Excellent	Very Good	Good	Average	Poor
-----------	-----------	------	---------	------

9. Attitude of the Student:

Excellent	Very Good	Good	Average	Poor
-----------	-----------	------	---------	------

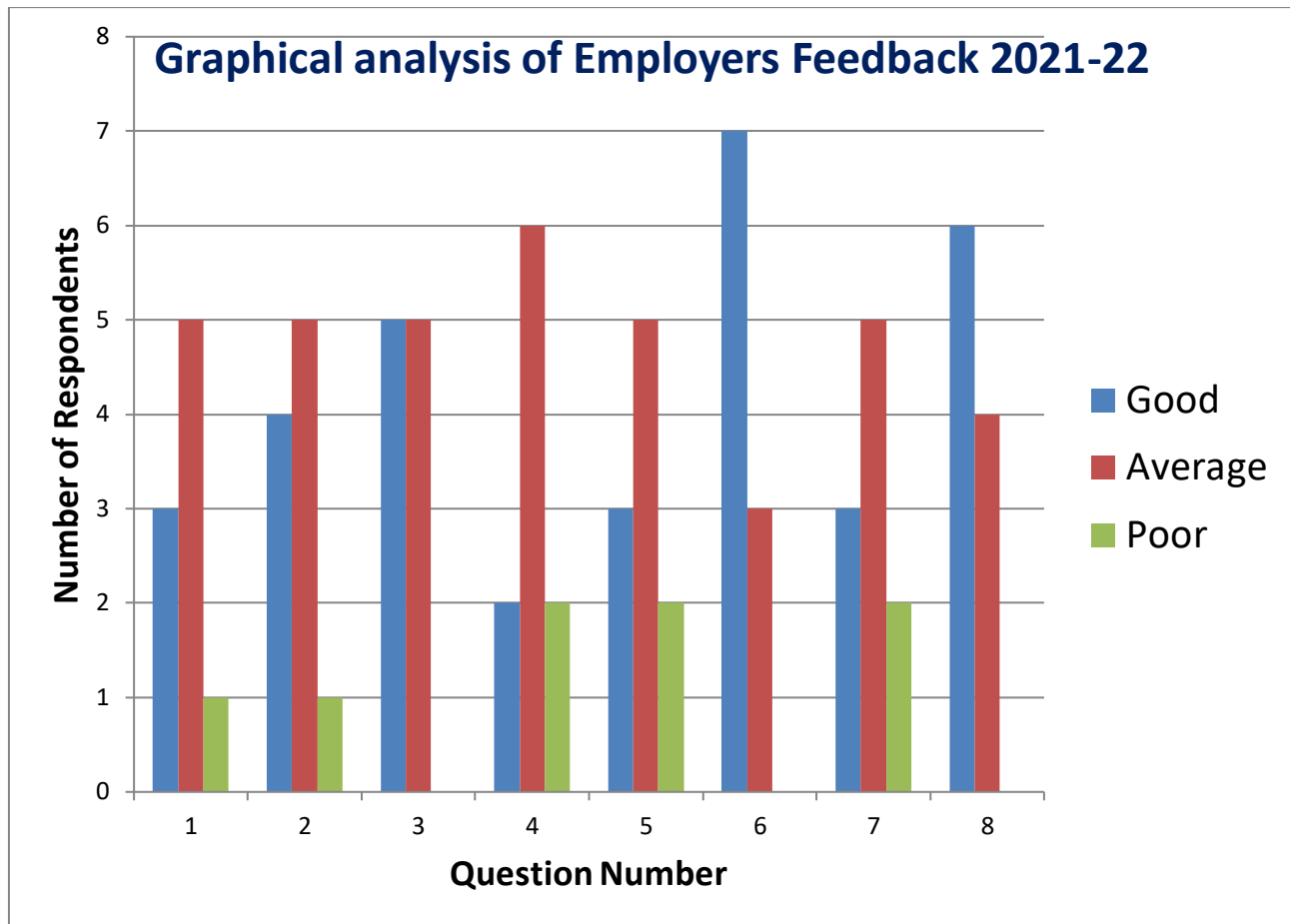
10 On overall , How do you rate the students of S.K.P. Government College:

Excellent	Very Good	Good
-----------	-----------	------

#### **IV.B. Responses are recorded and analyzed**

<b>Q.N.</b>	<b>Feedback Question</b>	<b>Good</b>	<b>Average</b>	<b>Poor</b>
1	Subject Knowledge	3	5	1
2	Personality Test/Interview	4	5	1
3	Confidence and Attitude Levels	5	5	0
4	Performance in Group Discussion	2	6	2
5	Communication Skills	3	5	2
6	Technical Skills ( MS office etc )	7	3	0
7	Leadership skills and Motivational Levels	3	5	2
8	On overall , How do you rate the students of S.K.P. Government College	6	4	0

#### IV.C. Graphical Analysis of Employers Feedback



## **IV.D. Analysis of Employers Feed back Responses**

### **Feedback where satisfaction levels are more than 90%**

- ✓ Subject Knowledge
- ✓ Technical Skills
- ✓ On overall , How do you rate the students of S.K.P. Government College

### **Feedback where satisfaction levels are 75-90%**

- ✓ Performance in Group Discussion
- ✓ Personality Test/Interview
- ✓ Leadership skills and Motivational Levels

### **✓ Feedback where satisfaction levels are <75-90%**

- ✓ Communication skills
- ✓ Confidence Levels

### **EMPLOYERS SUGGESTIONS :**

- English speaking ability is poor in students from rural background.
- Confidence levels are average need to hone English speaking ability and boost confidence by individual counselling.
- Separate Spoken English classes/Group Discussions may be conducted